

# Hawle Service Valves

Service valves with multiple connection types to suit most applications.



TECHNICAL GUIDE: **VH1.8**

## Applications

Domestic and commercial water connections

Potable water systems

## Product Attributes

Unobstructed waterway

Options for BSP threaded and push-fit connections

Friction free contact between wedge and body

Fits pipes up to 63mm OD

## Approvals/Standards

Body according to EN1563 PN16

## Quality

ISO 9001:2015 Quality Management Systems

RAL Quality Mark 662

The Hawle service valves are a quality designed valve with multiple end connection types.

### Product Attributes

- Multiple 'O' ring spindle seals
- Duplex stainless steel spindle
- Unobstructed waterway
- Robust construction with good flow characteristics
- Suitable for potable water
- Threaded connection for extension spindles
- Set screws fully corrosion protected by being sunk into the body and sealed, and by passing through the flat gasket.
- Duplex stainless steel spindle
- 90 Degree connection in models 3120, 3128 & 3130

### Materials

- Body and bonnet - Ductile iron to EN-GJS-400-18 according to EN 1563 (GGG 400 - DIN 1693) epoxy powder coated
- Wedge - CuZn39Pb3 (Ms 58) wedge rubber elastomer, suitable for potable water
- Spindle - Duplex stainless steel 1.4021

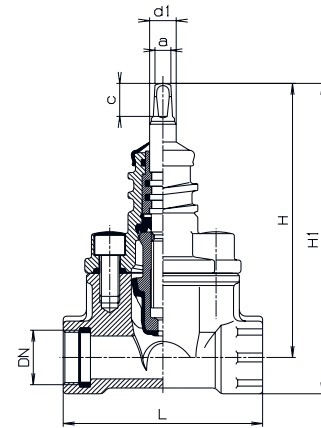


## Dimensions

### Service Valve female thread both ends

TABLE 1 No. 2500 Service Valve

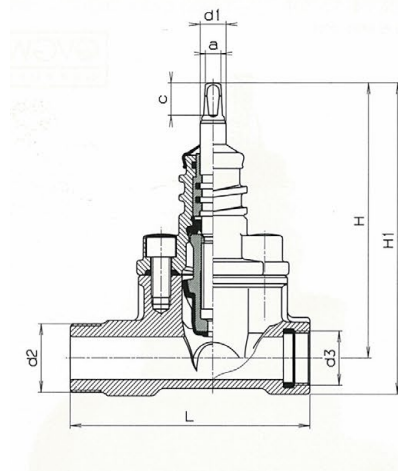
Item Code	DN	Valve			Spindle			Weight (kg)
		L	H	H1	a	c	d1	
VSFF020	20	120	164	185	10.3	20	16	2.20
VSFF025	25	120	164	188	10.3	20	16	2.28
VSFF040	40	140	200	232	10.3	20	16	3.70
VSFF050	50	150	219	258	10.3	20	16	4.40



### Service Valve one male thread and one female thread

TABLE 2 No. 2520 Service Valve

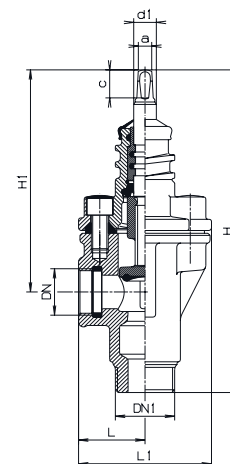
Item Code	DN	Valve					Spindle			Weight (kg)
		L	H	H1	d2	d3	a	c	d1	
VSMF050	50	150	219	258	50	50	10.3	20	16	4.60



### Service Valve 90° with female and male threads

TABLE 3 No. 3120 Service Valve

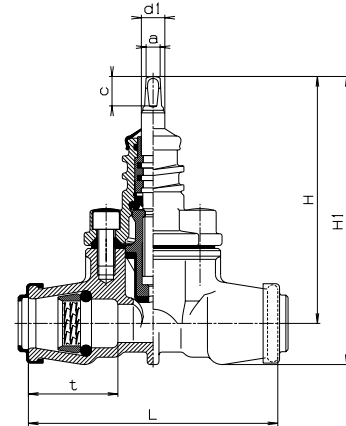
Item Code	DN	Valve				Spindle			Weight (kg)
		L	L1	H	H1	a	c	d1	
VSMFP05090	50	60	113	289	196	10.3	20	16	4.40



### Service Valve PE Push-fit connection both ends

**TABLE 4** No. 2600 Service Valve

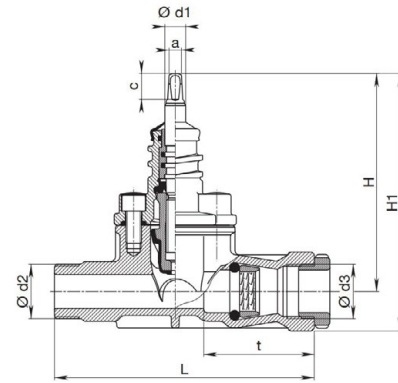
Item Code	DN	Pipe O.D.Ø	Valve				Spindle			Weight (kg)
			t	L	H	H1	a	c	d1	
VSPP063	50	63	103	270	219	267	10.3	20	16	7.00



### Service Valve PE Push-fit connection and male thread

**TABLE 5** No. 2800 Service Valve

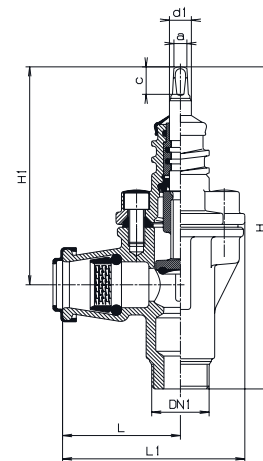
Item Code	DN	Pipe O.D.Ø	Valve					Spindle			Weight (kg)	
			d2	d3	t	L	H	H1	a	c		d1
VSMP050	50	63	50	63	137	264	219	267	10.3	20	16	6.81



### Service Valve 90° PE Push-fit connection and male thread

**TABLE 6** No. 3130 Service Valve

Item Code	DN	Pipe O.D.Ø	DN 1	Valve					Spindle			Weight (kg)
				t	L	L1	H	H1	a	c	d1	
VSMP05090	50	63	50	103	135	188	289	196	10.3	20	16	5.30



Scan for more information

**Disclaimer:** While every effort has been made to ensure that the information in this document is correct and accurate, users of Hygrade Water product or information within this document must make their own assessment of suitability for their particular application. Product dimensions are nominal only, and should be verified if critical to a particular installation. No warranty is either expressed, implied, or statutory made by Hygrade Water unless expressly stated in any sale and purchase agreement entered into between Hygrade Water and the user.

October 2023